



# Basalt High School

Family Survey  
Spring 2017



Report created by  
Panorama Education

## Summary

Topic Description	Results	Benchmark
<b>Collaborating with community</b>	<b>50%</b>	<p>0th - 19th percentile compared to others in your district</p>
<b>Communicating effectively</b>	<b>76%</b>	<p>20th - 39th percentile compared to others in your district</p>
<b>Sharing power</b>	<b>40%</b>	<p>0th - 19th percentile compared to others in your district</p>
<b>Speaking up for every child</b>	<b>45%</b>	<p>20th - 39th percentile compared to others in your district</p>
<b>Supporting student success</b>	<b>44%</b>	<p>0th - 19th percentile compared to others in your district</p>
<b>Welcoming all families into the school community</b>	<b>62%</b>	<p>20th - 39th percentile compared to others in your district</p>

### Background Questions

Demographic information about survey-takers.

80 family member responses



## Collaborating with community

Your average

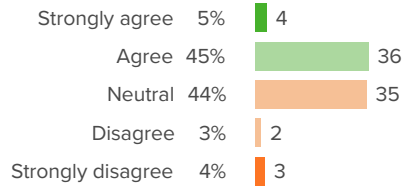
**50%**

80 responses

District average: **61%** Roaring Fork School District

### How did family members respond?

**Q.1: The school works with community organizations to connect families and staff to resources and programs to strengthen the school and students.**



Favorable: **50%**

# Communicating effectively

Your average

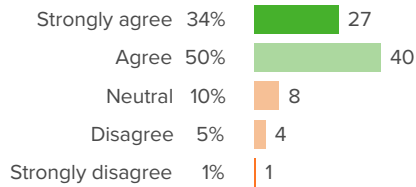
**76%**

80 responses

District average: **82%** Roaring Fork School District

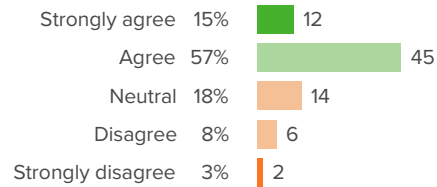
## How did family members respond?

### Q.1: The school keeps all families informed about important issues and events.



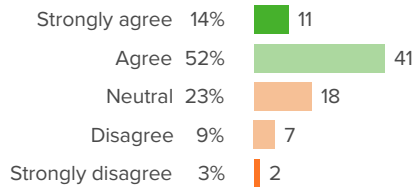
Favorable: **84%**

### Q.2: The Roaring Fork School District keeps families informed about important issues and events.



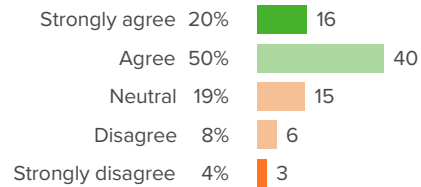
Favorable: **72%**

### Q.3: I can talk to my child's teacher(s) when I need to.



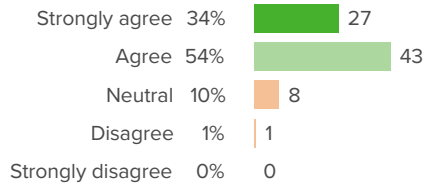
Favorable: **66%**

### Q.4: I can talk to the school principal when I need to.



Favorable: **70%**

### Q.5: The school makes it easy to communicate in my preferred language.



Favorable: **89%**

# Sharing power

Your average

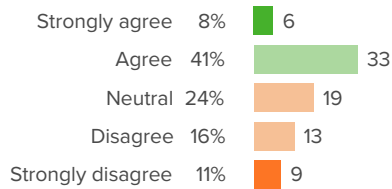
**40%**

80 responses

District average: **52%** Roaring Fork School District

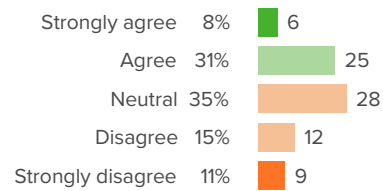
## How did family members respond?

### Q.1: The school provides opportunities for families to give input on school-wide decisions.



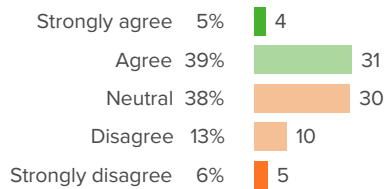
Favorable: **49%**

### Q.2: I feel that the school values my input.



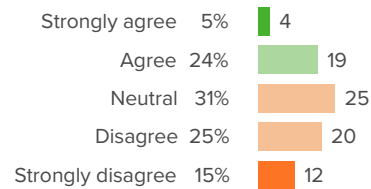
Favorable: **39%**

### Q.3: The school shares information about school progress and how I can support improvements.



Favorable: **44%**

### Q.4: The school has a fair process for resolving complaints or problems.



Favorable: **29%**

# Speaking up for every child

Your average

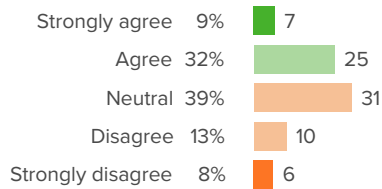
**45%**

80 responses

District average: **55%** Roaring Fork School District

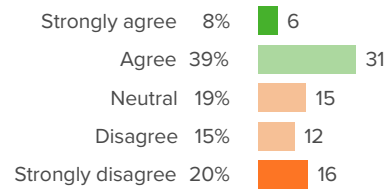
## How did family members respond?

**Q.1: If the school can't help me, they will connect me to someone who can.**



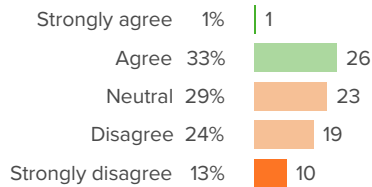
Favorable: **41%**

**Q.2: The school expectations for student behavior are clear and fair to all students.**



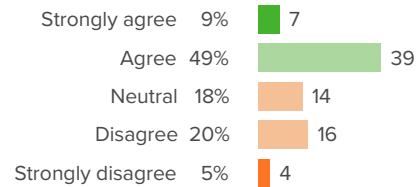
Favorable: **46%**

**Q.3: The school keeps me informed of my child's educational rights and helps me exercise those rights.**



Favorable: **34%**

**Q.4: I have the opportunity to participate in educational decisions about my child.**



Favorable: **58%**

# Supporting student success

Your average

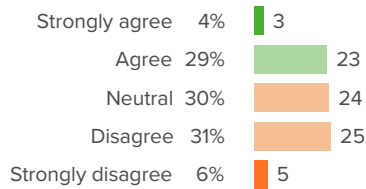
**44%**

80 responses

District average: **62%** Roaring Fork School District

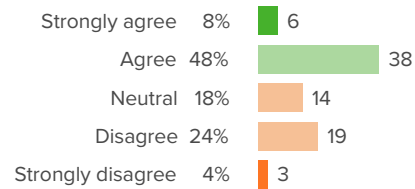
## How did family members respond?

**Q.1: My child's teacher(s) keeps me well informed about how my child is doing in school.**



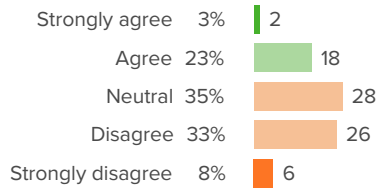
Favorable: **33%**

**Q.2: I understand how my child's work is linked to important learning goals.**



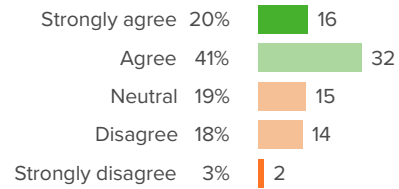
Favorable: **55%**

**Q.3: The school gives me useful information about how to improve my child's progress.**



Favorable: **25%**

**Q.4: School conferences are valuable to me and to my child.**



Favorable: **61%**

# Welcoming all families into the school community

Your average

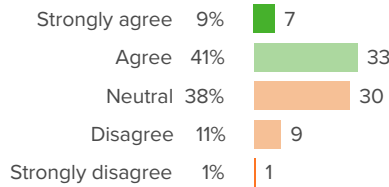
**62%**

80 responses

District average: **71%** Roaring Fork School District

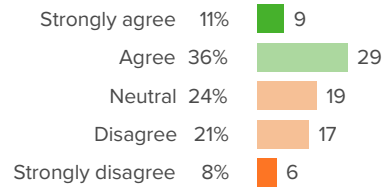
## How did family members respond?

**Q.1: When I walk into the school, I feel the school is inviting and that this is a place where parents belong.**



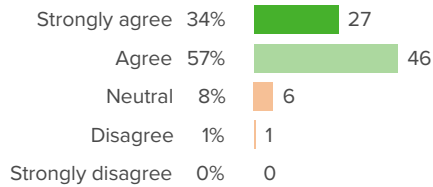
Favorable: **50%**

**Q.2: Students at the school are treated fairly no matter what their race or cultural background.**



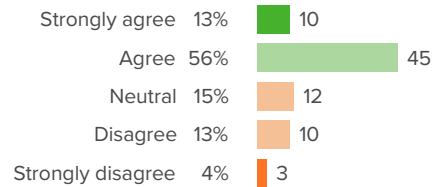
Favorable: **48%**

**Q.3: I feel welcome at school events and activities.**



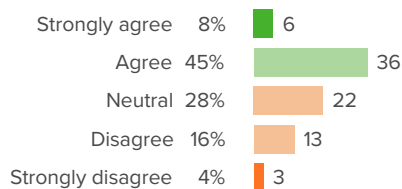
Favorable: **91%**

**Q.4: The school lets me know of volunteer opportunities.**



Favorable: **69%**

**Q.5: The school provides opportunities for families in the school community to connect with one another.**



Favorable: **53%**





# Background Questions

## How did family members respond?

---

### Q.1: Please mark the grade for your child at this school.

Pre-Kindergarten	0%	0
Kindergarten	0%	0
1st grade	0%	0
2nd grade	0%	0
3rd grade	0%	0
4th grade	1%	1
5th grade	0%	0
6th grade	3%	2
7th grade	0%	0
8th grade	0%	0
9th grade	28%	22
10th grade	24%	19
11th grade	30%	24
12th grade	15%	12

### Q.2: Primary Language

English	91%	73
Spanish	9%	7
Other	0%	0

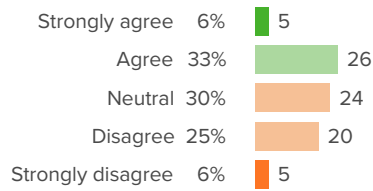


## Other questions

### How did family members respond?

---

#### Q.1: The school staff discusses and plans with my family for my child's future.



---

Favorable: **39%**