



# Basalt Middle School

Family Survey  
Spring 2017



Report created by  
Panorama Education

## Summary

Topic Description	Results	Benchmark
<b>Collaborating with community</b>	<b>70%</b>	<p>60th - 79th percentile compared to others in your district</p>
<b>Communicating effectively</b>	<b>89%</b>	<p>80th - 99th percentile compared to others in your district</p>
<b>Sharing power</b>	<b>65%</b>	<p>80th - 99th percentile compared to others in your district</p>
<b>Speaking up for every child</b>	<b>61%</b>	<p>60th - 79th percentile compared to others in your district</p>
<b>Supporting student success</b>	<b>61%</b>	<p>40th - 59th percentile compared to others in your district</p>
<b>Welcoming all families into the school community</b>	<b>76%</b>	<p>60th - 79th percentile compared to others in your district</p>

### Background Questions

Demographic information about survey-takers.

162 family member responses



## Collaborating with community

Your average

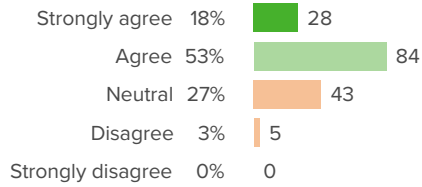
**70%**

162 responses

District average: **61%** Roaring Fork School District

How did family members respond?

**Q.1: The school works with community organizations to connect families and staff to resources and programs to strengthen the school and students.**



Favorable: **70%**

# Communicating effectively

Your average

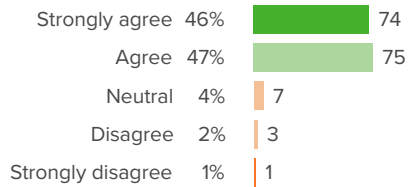
**89%**

162 responses

District average: **82%** Roaring Fork School District

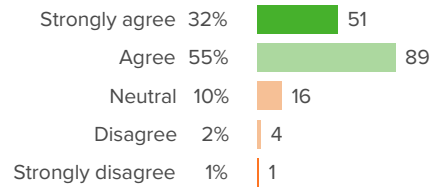
## How did family members respond?

### Q.1: The school keeps all families informed about important issues and events.



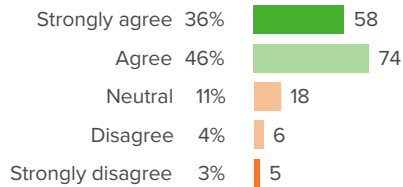
Favorable: **93%**

### Q.2: The Roaring Fork School District keeps families informed about important issues and events.



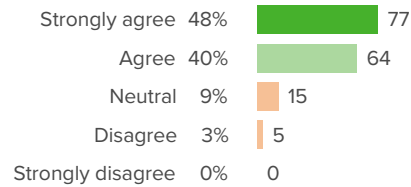
Favorable: **87%**

### Q.3: I can talk to my child's teacher(s) when I need to.



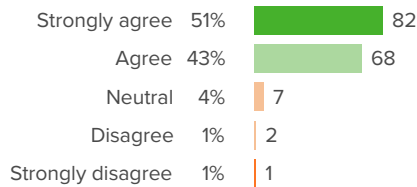
Favorable: **82%**

### Q.4: I can talk to the school principal when I need to.



Favorable: **88%**

### Q.5: The school makes it easy to communicate in my preferred language.



Favorable: **94%**

# Sharing power

Your average

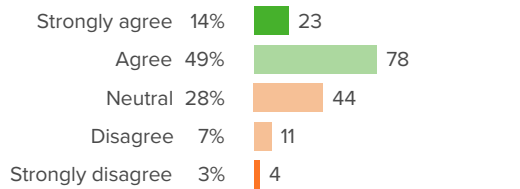
# 65%

162 responses

District average: **52%** Roaring Fork School District

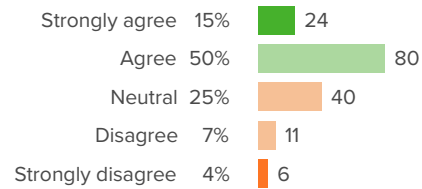
## How did family members respond?

### Q.1: The school provides opportunities for families to give input on school-wide decisions.



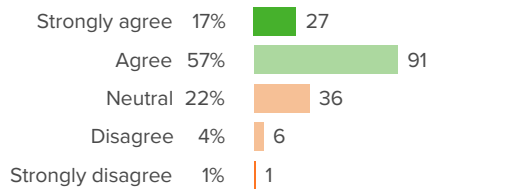
Favorable: **63%**

### Q.2: I feel that the school values my input.



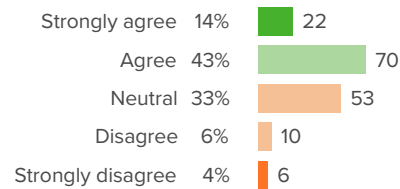
Favorable: **65%**

### Q.3: The school shares information about school progress and how I can support improvements.



Favorable: **73%**

### Q.4: The school has a fair process for resolving complaints or problems.



Favorable: **57%**

# Speaking up for every child

Your average

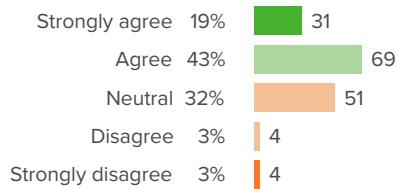
# 61%

162 responses

District average: **55%** Roaring Fork School District

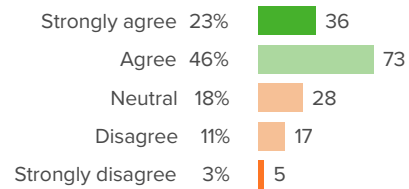
## How did family members respond?

**Q.1: If the school can't help me, they will connect me to someone who can.**



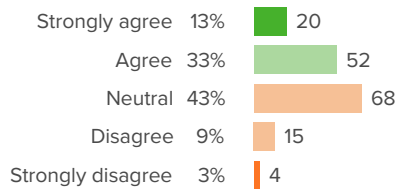
Favorable: **63%**

**Q.2: The school expectations for student behavior are clear and fair to all students.**



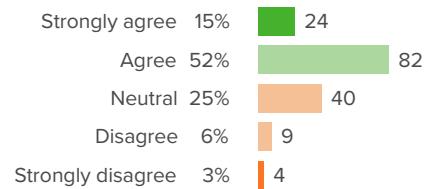
Favorable: **69%**

**Q.3: The school keeps me informed of my child's educational rights and helps me exercise those rights.**



Favorable: **45%**

**Q.4: I have the opportunity to participate in educational decisions about my child.**



Favorable: **67%**

# Supporting student success

Your average

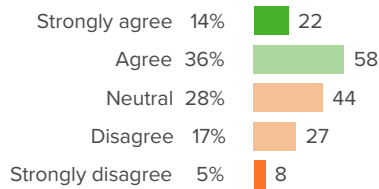
**61%**

162 responses

District average: **62%** Roaring Fork School District

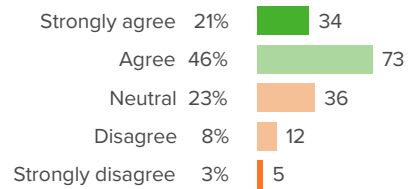
## How did family members respond?

**Q.1: My child's teacher(s) keeps me well informed about how my child is doing in school.**



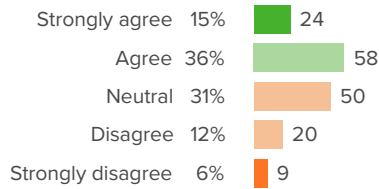
Favorable: **50%**

**Q.2: I understand how my child's work is linked to important learning goals.**



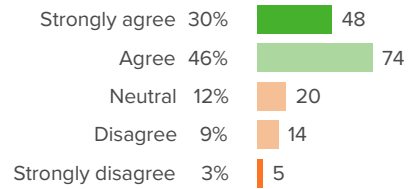
Favorable: **67%**

**Q.3: The school gives me useful information about how to improve my child's progress.**



Favorable: **51%**

**Q.4: School conferences are valuable to me and to my child.**



Favorable: **76%**

# Welcoming all families into the school community

Your average

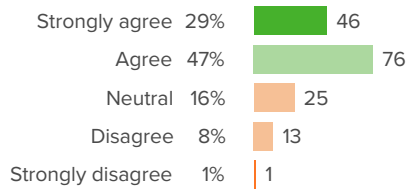
**76%**

162 responses

District average: **71%** Roaring Fork School District

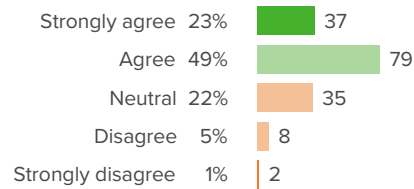
## How did family members respond?

**Q.1: When I walk into the school, I feel the school is inviting and that this is a place where parents belong.**



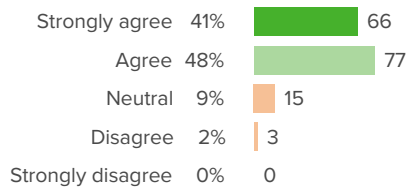
Favorable: **76%**

**Q.2: Students at the school are treated fairly no matter what their race or cultural background.**



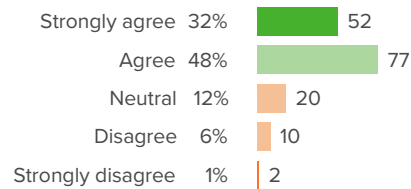
Favorable: **72%**

**Q.3: I feel welcome at school events and activities.**



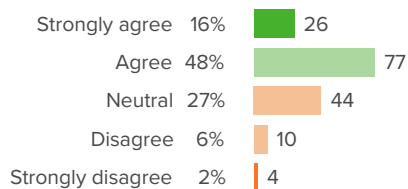
Favorable: **89%**

**Q.4: The school lets me know of volunteer opportunities.**



Favorable: **80%**

**Q.5: The school provides opportunities for families in the school community to connect with one another.**



Favorable: **64%**





# Background Questions

## How did family members respond?

---

### Q.1: Please mark the grade for your child at this school.

Pre-Kindergarten	0%	0
Kindergarten	0%	0
1st grade	0%	0
2nd grade	0%	0
3rd grade	0%	0
4th grade	0%	0
5th grade	13%	20
6th grade	34%	54
7th grade	23%	36
8th grade	30%	47
9th grade	0%	0
10th grade	0%	0
11th grade	1%	2
12th grade	0%	0

### Q.2: Primary Language

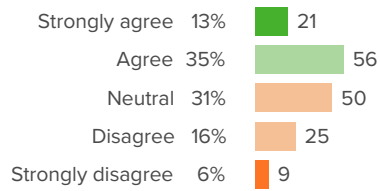
English	84%	136
Spanish	16%	25
Other	0%	0



## Other questions

How did family members respond? \_\_\_\_\_

**Q.1: The school staff discusses and plans with my family for my child's future.**



Favorable: **48%**