



Glenwood Springs Elementary School

Family Survey
Spring 2017



Report created by
Panorama Education

Summary

Topic Description	Results	Benchmark
Collaborating with community	79%	<p>80th - 99th percentile compared to others in your district</p>
Communicating effectively	87%	<p>60th - 79th percentile compared to others in your district</p>
Sharing power	70%	<p>80th - 99th percentile compared to others in your district</p>
Speaking up for every child	70%	<p>80th - 99th percentile compared to others in your district</p>
Supporting student success	81%	<p>80th - 99th percentile compared to others in your district</p>
Welcoming all families into the school community	80%	<p>60th - 79th percentile compared to others in your district</p>

Background Questions

Demographic information about survey-takers.

68 family member responses

Collaborating with community

Your average

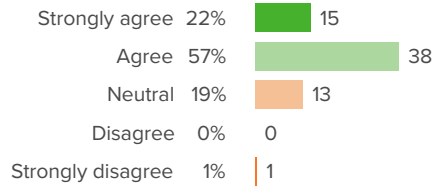
79%

68 responses

District average: **61%** Roaring Fork School District

How did family members respond?

Q.1: The school works with community organizations to connect families and staff to resources and programs to strengthen the school and students.



Favorable: **79%**

Communicating effectively

Your average

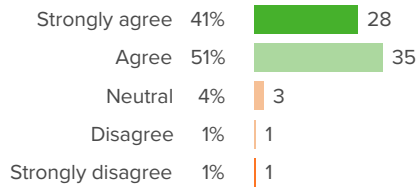
87%

68 responses

District average: **82%** Roaring Fork School District

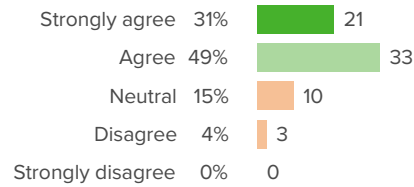
How did family members respond?

Q.1: The school keeps all families informed about important issues and events.



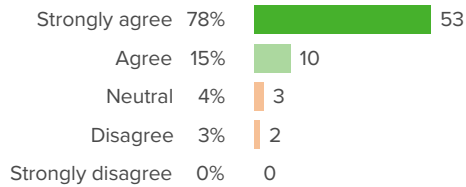
Favorable: **93%**

Q.2: The Roaring Fork School District keeps families informed about important issues and events.



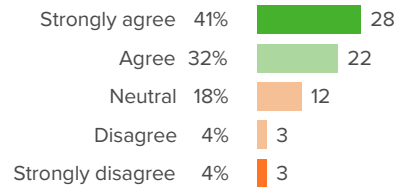
Favorable: **81%**

Q.3: I can talk to my child's teacher(s) when I need to.



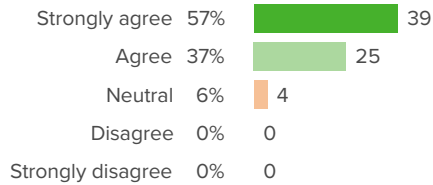
Favorable: **93%**

Q.4: I can talk to the school principal when I need to.



Favorable: **74%**

Q.5: The school makes it easy to communicate in my preferred language.



Favorable: **94%**

Sharing power

Your average

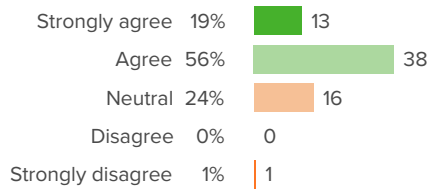
70%

68 responses

District average: **52%** Roaring Fork School District

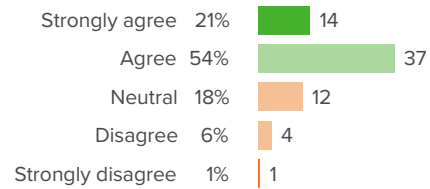
How did family members respond?

Q.1: The school provides opportunities for families to give input on school-wide decisions.



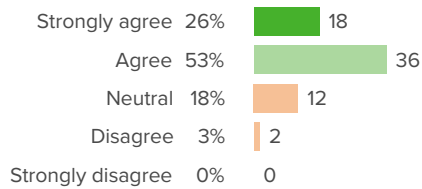
Favorable: **75%**

Q.2: I feel that the school values my input.



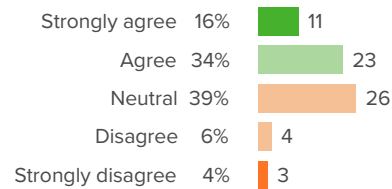
Favorable: **75%**

Q.3: The school shares information about school progress and how I can support improvements.



Favorable: **79%**

Q.4: The school has a fair process for resolving complaints or problems.



Favorable: **51%**

Speaking up for every child

Your average

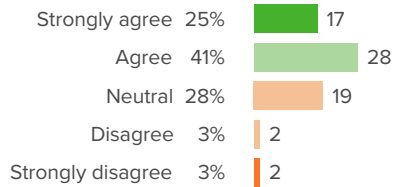
70%

68 responses

District average: **55%** Roaring Fork School District

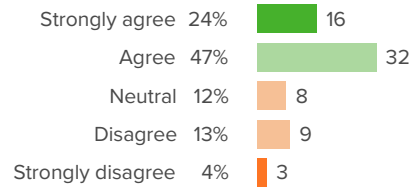
How did family members respond?

Q.1: If the school can't help me, they will connect me to someone who can.



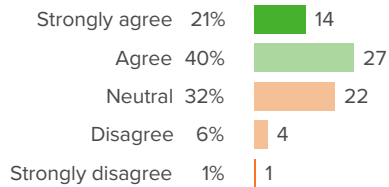
Favorable: **66%**

Q.2: The school expectations for student behavior are clear and fair to all students.



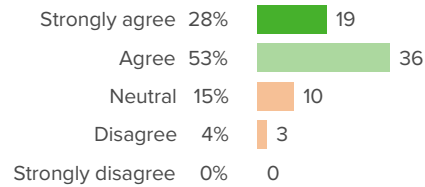
Favorable: **71%**

Q.3: The school keeps me informed of my child's educational rights and helps me exercise those rights.



Favorable: **60%**

Q.4: I have the opportunity to participate in educational decisions about my child.



Favorable: **81%**

Supporting student success

Your average

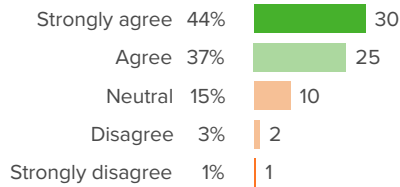
81%

68 responses

District average: **62%** Roaring Fork School District

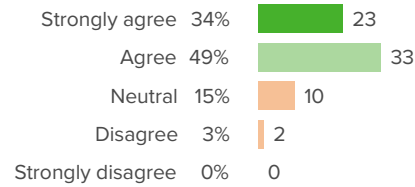
How did family members respond?

Q.1: My child's teacher(s) keeps me well informed about how my child is doing in school.



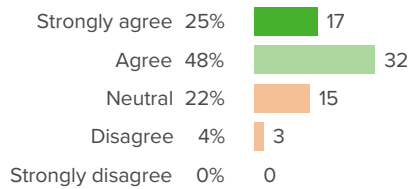
Favorable: **81%**

Q.2: I understand how my child's work is linked to important learning goals.



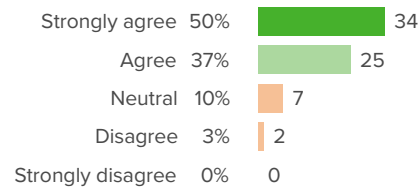
Favorable: **82%**

Q.3: The school gives me useful information about how to improve my child's progress.



Favorable: **73%**

Q.4: School conferences are valuable to me and to my child.



Favorable: **87%**

Welcoming all families into the school community

Your average

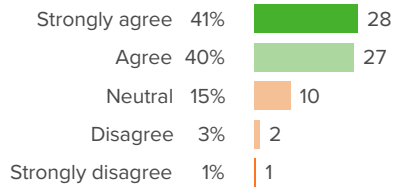
80%

68 responses

District average: **71%** Roaring Fork School District

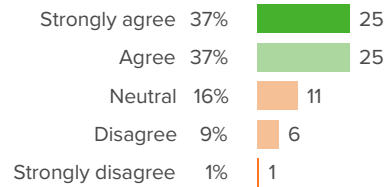
How did family members respond?

Q.1: When I walk into the school, I feel the school is inviting and that this is a place where parents belong.



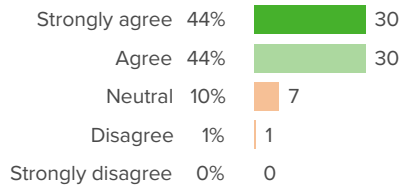
Favorable: **81%**

Q.2: Students at the school are treated fairly no matter what their race or cultural background.



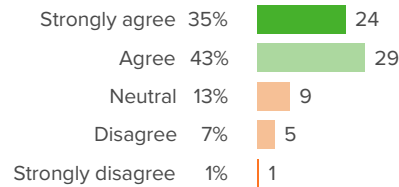
Favorable: **74%**

Q.3: I feel welcome at school events and activities.



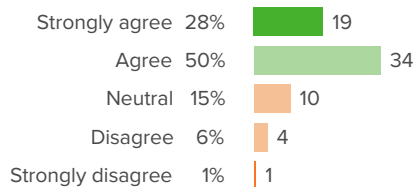
Favorable: **88%**

Q.4: The school lets me know of volunteer opportunities.



Favorable: **78%**

Q.5: The school provides opportunities for families in the school community to connect with one another.

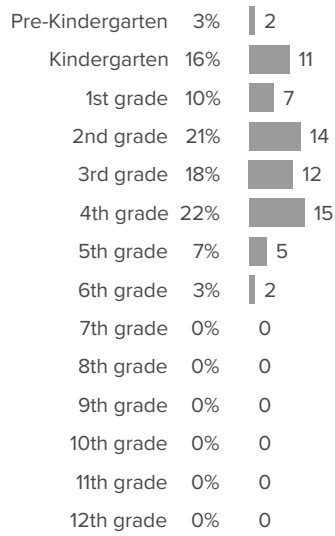


Favorable: **78%**

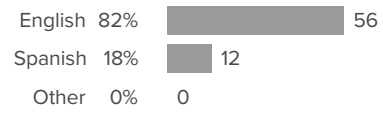
Background Questions

How did family members respond?

Q.1: Please mark the grade for your child at this school.



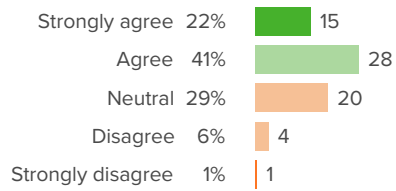
Q.2: Primary Language



Other questions

How did family members respond? _____

Q.1: The school staff discusses and plans with my family for my child's future.



Favorable: **63%**